

# Between residual tail dependence and limiting distributions of maxima under triangular arrays

R.-D. Reiss

joint work with M. Frick

University of Siegen

Graduierten Konvent, SRC,  
Siegen, July 7, 2008

1. Tail Dependence Parameters
  2. Maxima of Normal Random Vectors
  3. Testing Tail Dependence Based on Radial Component
  4. An Application to Wave and Surge Data
  5. A Justification of the Statistical Model
  6. New Research Directions
- References

1. Tail Dependence Parameters
2. Maxima of Normal Random Vectors
3. Testing Tail Dependence Based on Radial Component
4. An Application to Wave and Surge Data
5. A Justification of the Statistical Model
6. New Research Directions

References

1. Tail Dependence Parameters
  2. Maxima of Normal Random Vectors
  3. Testing Tail Dependence Based on Radial Component
  4. An Application to Wave and Surge Data
  5. A Justification of the Statistical Model
  6. New Research Directions
- References

## 1. Tail Dependence Parameters

## 2. Maxima of Normal Random Vectors

## 3. Testing Tail Dependence Based on Radial Component

## 4. An Application to Wave and Surge Data

## 5. A Justification of the Statistical Model

## 6. New Research Directions

## References

### 1. Tail Dependence Parameters

### 2. Maxima of Normal Random Vectors

### 3. Testing Tail Dependence Based on Radial Component

### 4. An Application to Wave and Surge Data

### 5. A Justification of the Statistical Model

### 6. New Research Directions

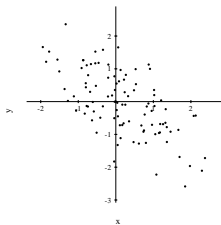
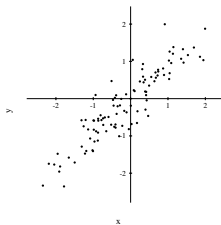
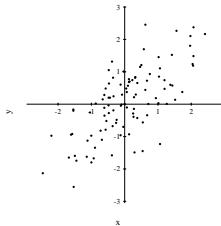
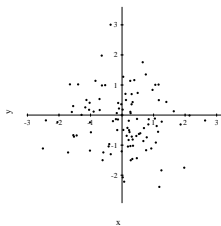
### References

# The notion of tail dependence

We say that there is upper **tail dependence** in data  $(x, y)$  if  $x$  and  $y$  are simultaneously large.

## Discussion of bivariate normal samples

$(\rho = 0, 0.7, 0.9, -0.7)$



Between residual tail dependence and limiting distributions of maxima under triangular arrays

1. Tail Dependence Parameters

2. Maxima of Normal Random Vectors

3. Testing Tail Dependence Based on Radial Component

4. An Application to Wave and Surge Data

5. A Justification of the Statistical Model

6. New Research Directions

References

# A measure for tail dependence

Between residual tail dependence and limiting distributions of maxima under triangular arrays

Consider the conditional probability

$$P(Y > u | X > u) := P(X > u, Y > u) / P(X > u)$$

**Tail dependence parameter:**

$$\chi = \lim_{u \uparrow \omega(F)} P(Y > u | X > u).$$

We have **tail independence** if  $\chi = 0$ . In that case, we also study **rates of tail independence**:

$$P(Y > u | X > u) \simeq (1 - u)^\beta, \quad u \uparrow 1, \beta > 0, \quad (1)$$

Reiss (1989), Ledford & Tawn (1996).

1. Tail Dependence Parameters

2. Maxima of Normal Random Vectors

3. Testing Tail Dependence Based on Radial Component

4. An Application to Wave and Surge Data

5. A Justification of the Statistical Model

6. New Research Directions

References

# Residual tail dependence parameter

Between residual tail dependence and limiting distributions of maxima under triangular arrays

We call the exponent  $\beta > 0$  in (1) the **residual tail dependence parameter**.

There is a relationship to the **coefficient of tail dependence**

$$\bar{\chi} = \lim_{u \uparrow 1} \frac{2 \log P\{U > u\}}{\log P\{U > u, V > u\}} - 1$$

introduced by Ledford & Tawn (1996) and Coles et al. (1999).  
We have

$$\beta = \frac{1 - \bar{\chi}}{1 + \bar{\chi}} \geq 0.$$

**Example:** Consider a copula normal random vectors  $(U, V) = (\Phi(X), \Phi(Y))$  with correlation coefficient  $\rho$ . We have

$$\bar{\chi} = \rho.$$

1. Tail Dependence Parameters

2. Maxima of Normal Random Vectors

3. Testing Tail Dependence Based on Radial Component

4. An Application to Wave and Surge Data

5. A Justification of the Statistical Model

6. New Research Directions

References

1. Tail Dependence Parameters
  2. Maxima of Normal Random Vectors
  3. Testing Tail Dependence Based on Radial Component
  4. An Application to Wave and Surge Data
  5. A Justification of the Statistical Model
  6. New Research Directions
- References

1. Tail Dependence Parameters
  2. Maxima of Normal Random Vectors
  3. Testing Tail Dependence Based on Radial Component
  4. An Application to Wave and Surge Data
  5. A Justification of the Statistical Model
  6. New Research Directions
- References

# Asymptotic independence of maxima

Between residual tail dependence and limiting distributions of maxima under triangular arrays

Let  $(X, Y)$  be standard bivariate normal with correlation coefficient  $\rho$ , and  $(X_i, Y_i)$  independent copies of  $(X, Y)$ .

Then,

$$P\left(\max_{i=1}^n X_i \leq x(n), \max_{i=1}^n Y_i \leq y(n)\right) = P\left(\max_{i=1}^n X_i \leq x(n)\right) P\left(\max_{i=1}^n Y_i \leq y(n)\right) + o(1) \quad (2)$$

if, and only if,

$$\chi = \lim_{u \uparrow \omega(F)} P(Y > u | X > u) = 0,$$

that is, tail independence holds (Geffroy (1958), Sibuya (1960), Tiago de Oliveira (1962)).

1. Tail Dependence Parameters
  2. Maxima of Normal Random Vectors
  3. Testing Tail Dependence Based on Radial Component
  4. An Application to Wave and Surge Data
  5. A Justification of the Statistical Model
  6. New Research Directions
- References



# Rates for the asymptotic independence

Between residual tail dependence and limiting distributions of maxima under triangular arrays

We specify the remainder term in (2).

$$\begin{aligned} P\left(\max_{i=1}^n X_i \leq x(n), \max_{i=1}^n Y_i \leq y(n)\right) = \\ P\left(\max_{i=1}^n X_i \leq x(n)\right) P\left(\max_{i=1}^n Y_i \leq y(n)\right) \exp(nL(x(n), y(n))) \\ + O(n^{-1}) \end{aligned} \quad (3)$$

with the survivor function  $L(x, y) = P(X > x, Y > y)$ . We have

$$nL(x(n), y(n)) \simeq n^{-\beta}(\log n)^{\rho/(1+\rho)} \quad (4)$$

Reiss (1989), Ledford & Tawn (1996)

1. Tail Dependence Parameters
  2. Maxima of Normal Random Vectors
  3. Testing Tail Dependence Based on Radial Component
  4. An Application to Wave and Surge Data
  5. A Justification of the Statistical Model
  6. New Research Directions
- References

# Overview

1. Tail Dependence Parameters
  2. Maxima of Normal Random Vectors
  - 3. Testing Tail Dependence Based on Radial Component**
  4. An Application to Wave and Surge Data
  5. A Justification of the Statistical Model
  6. New Research Directions
- References

Between residual tail dependence and limiting distributions of maxima under triangular arrays

1. Tail Dependence Parameters
  2. Maxima of Normal Random Vectors
  - 3. Testing Tail Dependence Based on Radial Component**
  4. An Application to Wave and Surge Data
  5. A Justification of the Statistical Model
  6. New Research Directions
- References

# The Radial Component: a Statistical Model

Between residual tail dependence and limiting distributions of maxima under triangular arrays

We deal with random vectors  $(X, Y)$  with values in the interval  $[-1, 0] \times [-1, 0]$  or, generally, in the negative quadrant. Consider the sum

$$C = X + Y \quad (5)$$

which we call **radial component**.

Later on we justify the following statistical model for the radial component:

- ▶ Tail dependence:

$$P(X + Y > ct | X + Y > c) = t =: F_0(t), \quad t \in [0, 1],$$

- ▶ Residual tail dependence,  $\beta > 0$ :

$$P(X + Y > ct | X + Y > c) = t^{1+\beta} =: F_\beta(t), \quad t \in [0, 1].$$

1. Tail Dependence Parameters
  2. Maxima of Normal Random Vectors
  3. Testing Tail Dependence Based on Radial Component
  4. An Application to Wave and Surge Data
  5. A Justification of the Statistical Model
  6. New Research Directions
- References

# Testing against a composite alternative

Between residual tail dependence and limiting distributions of maxima under triangular arrays

We are testing

$H_0$  : **tail dependence** against  $H_1$  : **residual tail dependence.**

Our test statistic is based on the sample of radial components

$$c_i = x_i + y_i, \quad i = 1, \dots, m,$$

above a threshold  $c$ . According to the statistical modeling, we are testing

$$H_0 : F_0(t) = t \quad \text{against} \quad H_1 : F_\beta(t) = t^{1+\beta}, \quad \beta > 0.$$

There is a uniformly most powerful test, namely, the Neyman–Pearson test with critical regions of level  $\alpha$ :

$$\left\{ \sum_{i=1}^m \log c_i > H_m^{-1}(1 - \alpha) \right\}$$

1. Tail Dependence Parameters

2. Maxima of Normal Random Vectors

3. Testing Tail Dependence Based on Radial Component

4. An Application to Wave and Surge Data

5. A Justification of the Statistical Model

6. New Research Directions

References

# Overview

Between residual tail dependence and limiting distributions of maxima under triangular arrays

1. Tail Dependence Parameters
  2. Maxima of Normal Random Vectors
  3. Testing Tail Dependence Based on Radial Component
  4. An Application to Wave and Surge Data
  5. A Justification of the Statistical Model
  6. New Research Directions
- References

1. Tail Dependence Parameters
  2. Maxima of Normal Random Vectors
  3. Testing Tail Dependence Based on Radial Component
  4. An Application to Wave and Surge Data
  5. A Justification of the Statistical Model
  6. New Research Directions
- References

# The data set

Between residual tail dependence and limiting distributions of maxima under triangular arrays

We apply the uniformly most powerful test to the wave and surge data set which was analyzed by Ledford & Tawn (1996, 1997) and Coles et al. (1999).

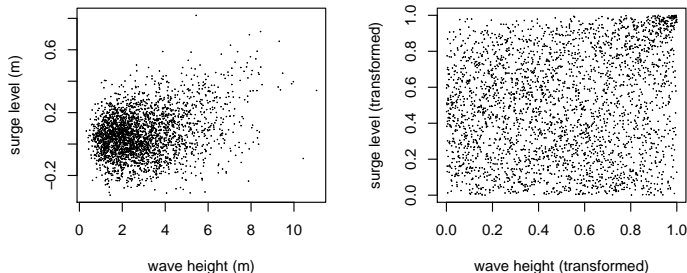
The data set consists of 2,894 three-hourly-measurements of the surge and wave heights taken at Newlyn, a coastal town in England.

1. Tail Dependence Parameters
  2. Maxima of Normal Random Vectors
  3. Testing Tail Dependence Based on Radial Component
  4. An Application to Wave and Surge Data
  5. A Justification of the Statistical Model
  6. New Research Directions
- References

# Transformation of the univariate margins

In a first step we transform the univariate margins by means of the empirical dfs to the interval  $[0, 1] \times [0, 1]$ , cf. Coles et al. (1999) and Ledford & Tawn (1997).

In a second step the data are shifted from  $[0, 1] \times [0, 1]$  to  $[-1, 0] \times [-1, 0]$ .



**Figure:** Wave heights and surge levels at Newlyn: original data (left) and transformed data set with  $[0, 1]$ -uniformly distributed margins (right).

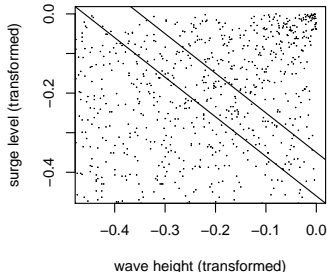
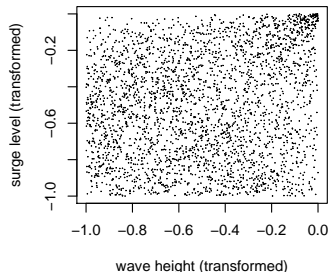
Between residual tail dependence and limiting distributions of maxima under triangular arrays

1. Tail Dependence Parameters
  2. Maxima of Normal Random Vectors
  3. Testing Tail Dependence Based on Radial Component
  4. An Application to Wave and Surge Data
  5. A Justification of the Statistical Model
  6. New Research Directions
- References

# Radial components exceeding a threshold

Between residual tail dependence and limiting distributions of maxima under triangular arrays

Fix  $c < 0$  and consider those observations  $c_i = x_i + y_i$  exceeding the threshold  $c$ . The threshold  $c$  is chosen in such a manner that the number  $m$  of exceedances is about 10% to 15% of the total sample size of 2,894.



**Figure:** The transformed full data set, shifted to the negative quadrant (left) and data above the threshold lines corresponding to  $c = -0.46$  and  $c = -0.35$  (right).

1. Tail Dependence Parameters
  2. Maxima of Normal Random Vectors
  3. Testing Tail Dependence Based on Radial Component
  4. An Application to Wave and Surge Data
  5. A Justification of the Statistical Model
  6. New Research Directions
- References



# Resulting $p$ -values of the test

$p$ -values for different thresholds  $c$ : small  $p$ -values suggest rejecting  $H_0$ .

$c$	$m$	$p$ -value
- 0.46	431	0.00028
- 0.45	414	0.00085
- 0.44	400	0.00158
- 0.43	390	0.00162
- 0.42	376	0.00305
- 0.41	361	0.00665
- 0.4	353	0.00542
- 0.39	338	0.01179
- 0.38	325	0.01939
- 0.37	313	0.02816
- 0.36	300	0.04601
- 0.35	294	0.03291

Table:  $p$ -values for different thresholds  $c$ .

Between residual tail dependence and limiting distributions of maxima under triangular arrays

1. Tail Dependence Parameters

2. Maxima of Normal Random Vectors

3. Testing Tail Dependence Based on Radial Component

4. An Application to Wave and Surge Data

5. A Justification of the Statistical Model

6. New Research Directions

References

Specifying significance levels:

- ▶ significance level  $\alpha = 0.01$ : for small thresholds  $c$  the p-value is  $\leq \alpha$  which yields rejection of  $H_0$ ,
- ▶ significance level  $\alpha = 0.05$ : for all chosen thresholds  $c$  the p-value is  $\leq \alpha$  which yields rejection of  $H_0$ .

Therefore,

- ▶ there is a preference for rejecting tail dependence,
- ▶ there is indication of stronger residual tail dependence.

This agrees to the visual insight of the preceding scatterplot (and to results by Coles et al. (1999) and Ledford & Tawn (1996)).

1. Tail Dependence Parameters
2. Maxima of Normal Random Vectors
3. Testing Tail Dependence Based on Radial Component
4. An Application to Wave and Surge Data
5. A Justification of the Statistical Model
6. New Research Directions

References

# Overview

Between residual tail dependence and limiting distributions of maxima under triangular arrays

1. Tail Dependence Parameters
  2. Maxima of Normal Random Vectors
  3. Testing Tail Dependence Based on Radial Component
  4. An Application to Wave and Surge Data
  - 5. A Justification of the Statistical Model**
  6. New Research Directions
- References

1. Tail Dependence Parameters
  2. Maxima of Normal Random Vectors
  3. Testing Tail Dependence Based on Radial Component
  4. An Application to Wave and Surge Data
  - 5. A Justification of the Statistical Model**
  6. New Research Directions
- References

# Bivariate extreme value distributions (EVDs)

Between residual tail dependence and limiting distributions of maxima under triangular arrays

The statistical model for the radial component will be justified within the framework of multivariate extreme value theory.

First we recall some basic facts. The df of the maxima of iid random vectors  $(X_i, Y_i)$  with common df  $F$  is given by

$$P\left(\max_{i=1}^n X_i \leq x, \max_{i=1}^n Y_i \leq y\right) = F^n(x, y).$$

The possible limiting dfs constitute the nonparametric family of **extreme value distributions (EVDs) G**.

1. Tail Dependence Parameters
  2. Maxima of Normal Random Vectors
  3. Testing Tail Dependence Based on Radial Component
  4. An Application to Wave and Surge Data
  5. A Justification of the Statistical Model
  6. New Research Directions
- References

# The Pickands representation of EVDs

Between residual tail dependence and limiting distributions of maxima under triangular arrays

For EVDs  $G$  with univariate, exponential margins the **Pickands representation** is valid:

$$G(x, y) = \exp\left(\left(x + y\right)D\left(\frac{x}{x + y}\right)\right), \quad (x, y) \leq 0,$$

where  $D$  is the **Pickands dependence function**.

For  $(X, Y)$  with EVD df  $G$  and Pickands dependence function  $D$  we have

- ▶ if  $D(t) = 1$ : independence of  $X, Y$
- ▶ if  $D(t) = \max(t, 1 - t)$ : total dependence of  $X, Y$ .

Of importance are also the pertaining **generalized Pareto distributions (GPDs)** which are given by

$$W = 1 + \log G.$$

1. Tail Dependence Parameters
  2. Maxima of Normal Random Vectors
  3. Testing Tail Dependence Based on Radial Component
  4. An Application to Wave and Surge Data
  5. A Justification of the Statistical Model
  6. New Research Directions
- References

# A spectral decomposition

Between residual tail dependence and limiting distributions of maxima under triangular arrays

We decompose a bivariate df  $H$ , defined on  $(-\infty, 0) \times (-\infty, 0)$ , into an array of certain univariate dfs by using the angular and radial components

$$z = x/(x + y) \quad \text{and} \quad c = x + y.$$

Rewriting

$$H(x, y) = H(cz, c(1 - z)) =: H_z(c)$$

one gets a df in  $c$  for each fixed angle  $z$  (called **spectral decomposition** of  $H$ ). Consider the **spectral densities**

$$h_z(c) = \frac{\partial}{\partial c} H_z(c).$$

1. Tail Dependence Parameters
2. Maxima of Normal Random Vectors
3. Testing Tail Dependence Based on Radial Component
4. An Application to Wave and Surge Data
5. A Justification of the Statistical Model
6. New Research Directions

References

**Remark:** (i) If  $H = G$ , then  $h_z(c) = D(z) + cD^2(z) + o(c)$ .  
(ii) If  $H = W$ , then  $h_z(c) = D(z)$ .

**Condition 5.1.** Assume that the univariate densities  $h_z$  satisfy

$$h_z(c) = D(z) + B(c)A(z) + o(B(c)), \quad c \uparrow 0,$$

for some regularly varying  $B$  with exponent  $\beta > 0$ .

**Remark:** (i) Roughly speaking,  $B(c) = |c|^\beta$  in Condition 5.1.  
(ii) If  $D(z)$  is replaced by  $a(z)$  then  $a(z) = D(z)$ .

1. Tail Dependence Parameters

2. Maxima of Normal Random Vectors

3. Testing Tail Dependence Based on Radial Component

4. An Application to Wave and Surge Data

5. A Justification of the Statistical Model

6. New Research Directions

References

**Theorem 5.1.** Under Condition 5.1:

(i) (Tail dependence) If  $D \neq 1$ , then

$$P(X + Y > ct | X + Y > c) \longrightarrow t =: F_0(t), \quad c \uparrow 0.$$

(ii) (Residual tail dependence) If  $D = 1$  and  $\beta > 0$ , then

$$P(X + Y > ct | X + Y > c) \longrightarrow t^{1+\beta} =: F_\beta(t), \quad c \uparrow 0.$$

1. Tail Dependence Parameters
  2. Maxima of Normal Random Vectors
  3. Testing Tail Dependence Based on Radial Component
  4. An Application to Wave and Surge Data
  5. A Justification of the Statistical Model
  6. New Research Directions
- References



# Overview

Between residual tail dependence and limiting distributions of maxima under triangular arrays

1. Tail Dependence Parameters
2. Maxima of Normal Random Vectors
3. Testing Tail Dependence Based on Radial Component
4. An Application to Wave and Surge Data
5. A Justification of the Statistical Model
- 6. New Research Directions**

References

1. Tail Dependence Parameters
2. Maxima of Normal Random Vectors
3. Testing Tail Dependence Based on Radial Component
4. An Application to Wave and Surge Data
5. A Justification of the Statistical Model
- 6. New Research Directions**

References

# Limiting distributions of maxima under varying parameters $\beta_n$

Between residual tail dependence and limiting distributions of maxima under triangular arrays

Componentwise taken sample maxima of normal random vectors can be asymptotically dependent if  $\rho_n \rightarrow 1$  for  $n \rightarrow \infty$ , Hüsler and Reiss (1989).

**First step towards a general approach:** For a bivariate df  $H_{\beta_n}$  satisfying Condition 5.1 with

$$\beta_n \rightarrow 0 \quad \text{as } n \rightarrow \infty, \quad (6)$$

one can prove that

$$H_{\beta_n}^n(x/n, y/n) \rightarrow \exp\left((x+y)\left(1 + \lambda A\left(\frac{x}{x+y}\right)\right)\right),$$

where  $\lambda$  depends on the speed of the convergence in (6).

1. Tail Dependence Parameters
2. Maxima of Normal Random Vectors
3. Testing Tail Dependence Based on Radial Component
4. An Application to Wave and Surge Data
5. A Justification of the Statistical Model
6. New Research Directions

References

# Overview






Between residual tail dependence and limiting distributions of maxima under triangular arrays

1. Tail Dependence Parameters
2. Maxima of Normal Random Vectors
3. Testing Tail Dependence Based on Radial Component
4. An Application to Wave and Surge Data
5. A Justification of the Statistical Model
6. New Research Directions

## References






1. Tail Dependence Parameters
2. Maxima of Normal Random Vectors
3. Testing Tail Dependence Based on Radial Component
4. An Application to Wave and Surge Data
5. A Justification of the Statistical Model
6. New Research Directions

## References

-  Coles, S., Heffernan, J. and Tawn, J.A. (1999). Dependence measures for extreme value analyses. *Extremes* 2, 339-365.
-  Falk, M., Hüsler, J. and Reiss, R.-D. (2004). *Laws of Small Numbers: Extremes and Rare Events*. Birkhäuser, Basel (1st ed., DMV Seminar 23, 1994).
-  Falk, M. and Michel, R. (2006). Testing for tail independence in extreme value models. *Ann. Inst. Statist. Math.* 58, 261–290.
-  Falk, M. and Reiss, R.-D. (2005), On Pickands coordinates in arbitrary dimensions, *J. Mult. Analysis* 92, 426–453.
-  Frick, M., Kaufmann, E. and Reiss, R.-D. (2007). Testing the tail-dependence based on the radial component. *Extremes* 10, 109–128.






1. Tail Dependence Parameters
2. Maxima of Normal Random Vectors
3. Testing Tail Dependence Based on Radial Component
4. An Application to Wave and Surge Data
5. A Justification of the Statistical Model
6. New Research Directions

## References

-  Frick, M. and Reiss, R.-D. (2007). Expansions of multivariate Pickands densities and testing the tail-dependence. Submitted.
-  Haan, L. de (1985). Extremes in higher dimensions: the model and some statistics. In Proc. 45th Session ISI, 26.3
-  Hashorva, E. (2005). Elliptical triangular arrays in the max-domain of attraction of Hüsler-Reiss distribution. Statist. Probab. Letters **72**, 125–135.
-  Hüsler, J. and Reiss, R.-D. (1989). Maxima of normal random vectors: between independence and complete dependence. Stat. Probab. Lett. **7**, 283–286.
-  Kaufmann, E. and Reiss, R.-D. (1995). Approximation rates for multivariate exceedances. J. Statist. Plan. Inf. **45**, 235–245.

1. Tail Dependence Parameters
2. Maxima of Normal Random Vectors
3. Testing Tail Dependence Based on Radial Component
4. An Application to Wave and Surge Data
5. A Justification of the Statistical Model
6. New Research Directions

## References

-  Ledford, A.W. and Tawn, J.A. (1996). Statistics for near independence in multivariate extreme values. *Biometrika* 83, 169–187.
-  Ledford, A.W. and Tawn, J.A. (1997). Modelling Dependence within Joint Tail Regions. *J. R. Statist. Soc. B* 59, 475–499.
-  Michel, R. (2006), Simulation and Estimation in Multivariate Generalized Pareto Models, PhD thesis, University of Wuerzburg.
-  Müller, A. (2006). Modellierung und Vergleich von stochastischen Abhängigkeiten mit Copulas, *Statistische Woche*, Dresden.
-  Reiss, R.-D. and Thomas, M. (2007). *Statistical Analysis of Extreme Values*, 3rd ed., Birkhäuser, Basel (1st ed. 1997, 2nd ed. 2001).

1. Tail Dependence Parameters
2. Maxima of Normal Random Vectors
3. Testing Tail Dependence Based on Radial Component
4. An Application to Wave and Surge Data
5. A Justification of the Statistical Model
6. New Research Directions

## References