

Information on the examinations of the winter semester 2021/22

January 24, 2022

1. Written and oral examinations in presence

Mask obligation

Wearing a mask is obligatory for all participants of an examination (incl. the invigilator) during the entire examination time. Access to the examination room is not permitted without a mask. Before or during the examination, the mask may be pulled down briefly for identification purposes or to eat or drink something. Students who do not wear a mask beyond these exceptions may be excluded from the examination. In this case, the exam will be counted as "failed to appear" (and thus failed).

We recommend to wear FFP2 masks, which provide better protection than surgical masks. There is an exception to the mask requirement only for medical reasons; in this case, the examinees must be able to show the relevant medical certificate.

Proof of immunization against or testing for Covid-19

Upon entry to the examination room, the examiners or the examination supervisor are required to check a proof of immunization or testing. Students who fail to provide the required evidence will not be allowed to take the examination and will be recorded as "failed to appear" (i.e., failed). The Appendix provides a list of acceptable evidence for immunization or testing.

Home isolation (quarantine)

Due to the expected course of the pandemic, it is likely that there will be students who are in domestic isolation (quarantine) on the date of an attendance examination. A quarantine, if necessary, will be evaluated like a medical certificate, i.e. the affected students will be subsequently deregistered from the examination by the examination office. The prerequisite is that the necessity of the quarantine is proven by a written confirmation.

Exactly which written confirmation must be provided can be found in the following sections. It must be sent to the examination office within 4 weeks of the examination day (by e-mail, e.g. as a scan of the documents required for the proof). In addition, the examination office must be informed by e-mail of non-participation in the examination no later than on the day of the examination.

Quarantine & proof for the examination office (I)

In the following cases, it is necessary to go into quarantine in any case:

- In case of own infection: quarantine for at least 10 days (free testing possible after 7 days). Proof by the result of an official rapid test/PCR test or by a quarantine certificate from the health office or the public order office,
- In case of quarantine order: duration of quarantine as described in the order. Evidence: written quarantine order.

Quarantine & proof for the examination office (II)

Things get complicated for household members and the so-called contacts (Kontaktpersonen) of infected persons, because the following rules do not apply to vaccinated or recovered persons under all circumstances.

As a general rule, persons living in the same household as an infected person must go into home isolation for at least 10 days even without a quarantine order (free testing possible after 7 days). As proof, the examination office requires the test result for the infected person, plus proof of the shared address, e.g. copies of the registration certificates (at the residents' registration office).

"Contacts" (Kontaktpersonen) are anyone who learns, either through a red alert in the Corona app or personal information from infected individuals, that they may have become infected themselves. If this is the case, according to the country's guidelines, one should isolate oneself for at least 10 days (i.e. only leave the house in justified exceptional cases). For everyone's protection, we ask you to do this. The necessary proof for the domestic isolation of contact persons differs from city to city. In Siegen-Wittgenstein, for example, there is a contact form on the district's website that for contacts.

It gets complicated because the following groups of people are exempt from the requirement (household members) or urgent recommendation (contacts) of home isolation:

- Triple vaccinated,
- Twice vaccinated, if the second vaccination was more than 14 days and less than 90 days ago,
- Convalescents who have been vaccinated at least once thereafter,
- Recovered without subsequent vaccination if the PCR test confirming infection was more than 27 days and less than 90 days ago.

Briefly summarized: Anyone who is neither vaccinated nor recovered as a household member or contact person must be quarantined. Those who are triple vaccinated or recovered+vaccinated do not have to. For those who have been vaccinated twice and those who have recovered without subsequent vaccination, it depends on how long ago the last vaccination/infection occurred.

Those who do not have to go into quarantine can, of course, take attendance exams. However, for the protection of everyone else, the university asks that you take a test before the exam to be on the safe side.

Corona-related emergencies

Even if one does not have to go into quarantine oneself, corona-related emergencies can occur, e.g. if one's own child is not allowed to go to daycare after a positive pool test (lollipop test) and no care can be organized at short notice. In such cases, non-attendance at an examination will not be counted upon informal application to the relevant subject examination board. The request must be made within 4 weeks and must be accompanied by suitable written proof of the emergency.

Buildings, rooms and seats

All exterior doors leading directly to rooms where exams are written will be open. You can find where these entrances are located in the following tables as well as the maps in the appendix.

Adolf-Reichwein-Campus (map 1)

Examination room	Entrance (orange circle on the map)	GPS coordinates (Google Maps)
AR-D 5102 bis 5105 (bunte Hörsäle)	No. 20, entrance to building part D via the Affenfelsen	50.910437, 8.025676
AR-E 8101 (Audimax)	Glass staircase to the right of building entrance No. 20 (see above)	50.910596, 8.025724
AR-H 102 AR-M (Mensa)	No. 2, main entrance to the Mensa	50.910642, 8.026872

Hölderlin-Campus (map 2)

Examination room	Entrance (orange circle on the map)	GPS coordinates (Google Maps)
H-C 3305	No. 1, main entrance, access from Hölderlinstraße	50.906096, 8.028252

Paul-Bonatz-Campus (map 3)

Examination room	Entrance (orange circle on the map)	GPS coordinates (Google Maps)
PB-A 117/1 PB-A 401 PB-A 406	No. 9, main entrance to building part A	50.902826, 8.030486
PB-C 101 PB-I 101	No. 7, main entrance to building part C	50.903193, 8.030116

Emmy-Noether-Campus (map 4)

Examination room	Entrance (orange circle on the map)	GPS coordinates (Google Maps)
ENC-D 114 ENC-D 308	No. 8, main entrance	50.874013, 8.004881

Campus Unteres Schloss (map 5)

Examination room	Entrance (orange circle on the map)	GPS coordinates (Google Maps)
US-F 002	No. 1, main entrance to building part D	50.873286, 8.023260

All exterior doors leading to the partial libraries open during the non-lecture period are also open. All other doors remain closed to the public. For examinations in rooms other than those mentioned above, e.g. oral examinations, the examiners will let you into the building.

In the examination rooms, those seats that may be occupied are marked with a green sticker; all other seats may not be occupied.

All rooms in which exams are written either have automatic ventilation that reduces the concentration of aerosols or are regularly ventilated through the windows. This serves to protect against infection, but also means that the temperature in these rooms tends to be low. Please be prepared for this and dress warmly.

2. Online exams

If you do not have the necessary equipment at home to take an online exam, an exam station at the university can be made available to you. Please contact the officer of the Prorektor for Education, Katharina Jabs (katharina.jabs@uni-siegen.de).

If on an examination date, you had to go to in domestic isolation (quarantine), your non-attendance at the examination will not be counted upon informal request to the relevant examination board. The request must be made within 4 weeks and must be accompanied by proof of the need for quarantine (details above under "Home Isolation (Quarantine)"). This regulation takes into account the fact that some of the affected students may not have a suitable examination environment at home.

Students who wish to take an online exam despite being isolated at home may do so under the exam conditions that apply to all participants.

Attachment: Proof of immunization against or testing for Covid-19

Regardless of whether students are vaccinated, recovered, or tested, additional photo identification must always be checked, i.e., ID card/passport or USi card with photo.

Vaccinated

- 2G vignette of the University of Siegen. The vignette is stuck on the back of the USiCard and is only valid there.
- Proof of vaccination:
 - Yellow vaccination card: WHO vaccination card with the full name of the person and pasted vaccine brands of the active substances approved by the EMA (BioNTech, Moderna, AstraZeneca, Johnson & Johnson). After the second vaccination 14 days must have passed, the booster vaccination is valid from the day of the vaccination date.
 - Digital vaccination certificate: The second "EU Digital Covid Vaccination Certificate" in printed form or in a smartphone app (e.g. CovPass, Corona warning app). 14 days must have passed after the last or the second vaccination, the booster vaccination is valid from the day of the vaccination date.



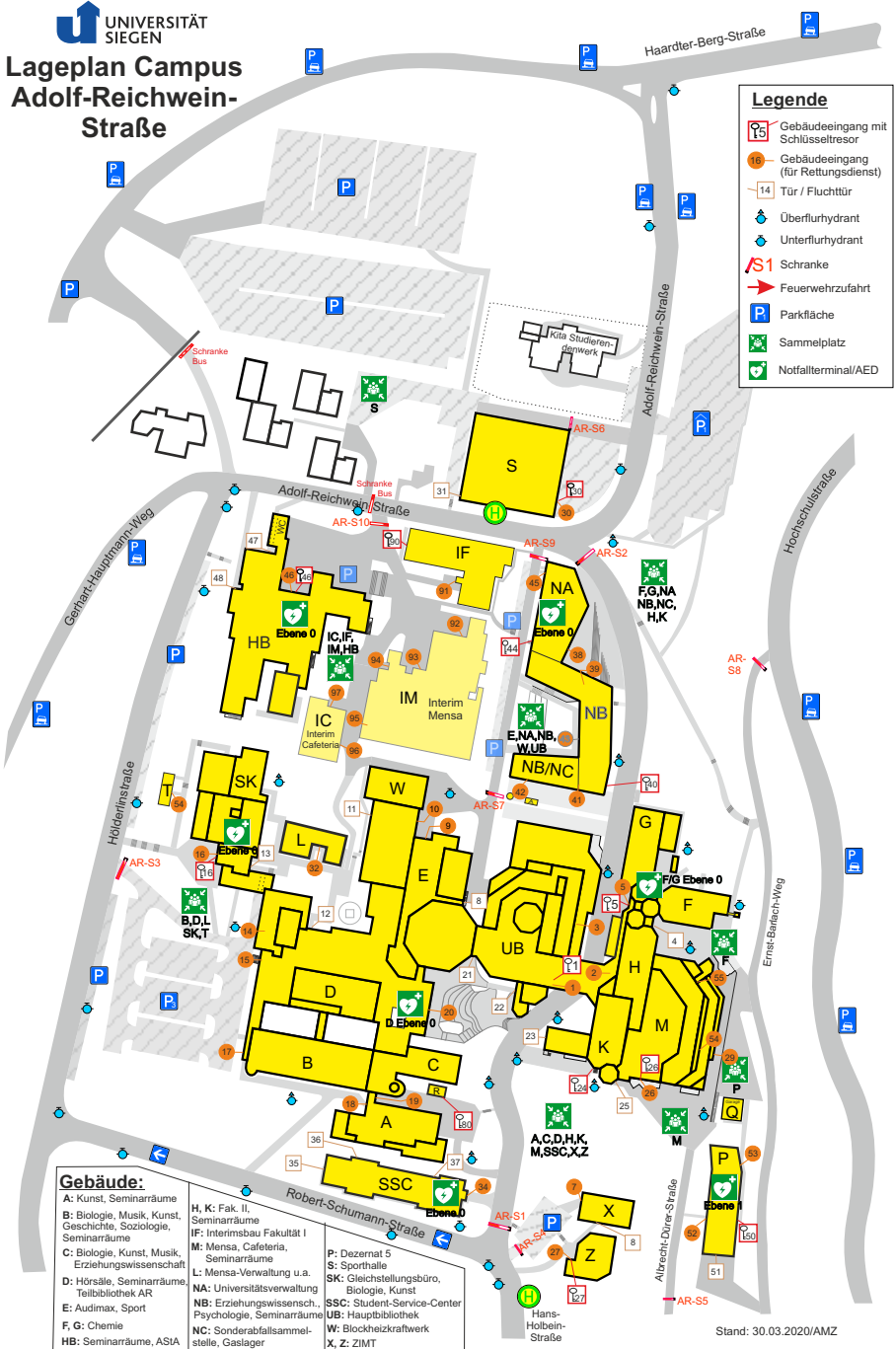
Recovered

- Proof of a past infection in the form of a positive PCR test result. The date of detection must be at least 28 days and no more than 90 days ago. The detection is performed by:
 - PCR result from a laboratory, physician, testing site or testing center.
 - Medical certificate, certificate of segregation, other certificates from authorities, recovery cards from a health office: must contain information on the type of test (PCR) and the test or notification date.

Tested

- Evidence of a negative COVID-19 test by a certified negative result. Suitable detection methods are:
 - the result of a rapid antigen test (citizen test) performed by trained personnel (not older than 24 hours). **NOT ELIGIBLE** are so-called online tests, where a self-test is "certified" by a physician (e.g. Dr. Ansay, Test-Express).
 - the result of a PCR test performed by a recognized laboratory (not older than 48 hours).

Lageplan Campus Adolf-Reichwein- Straße













Legende	
	Gebäudeeingang mit Schlüsseltesor
	Gebäudeeingang (für Rettungsdienst)
	Tür / Fluchttür
	Überflurhydrant
	Unterflurhydrant
	Schranke
	Feuerwehrfahrt
	Parkfläche
	Sammelplatz
	Notfallterminal/AED

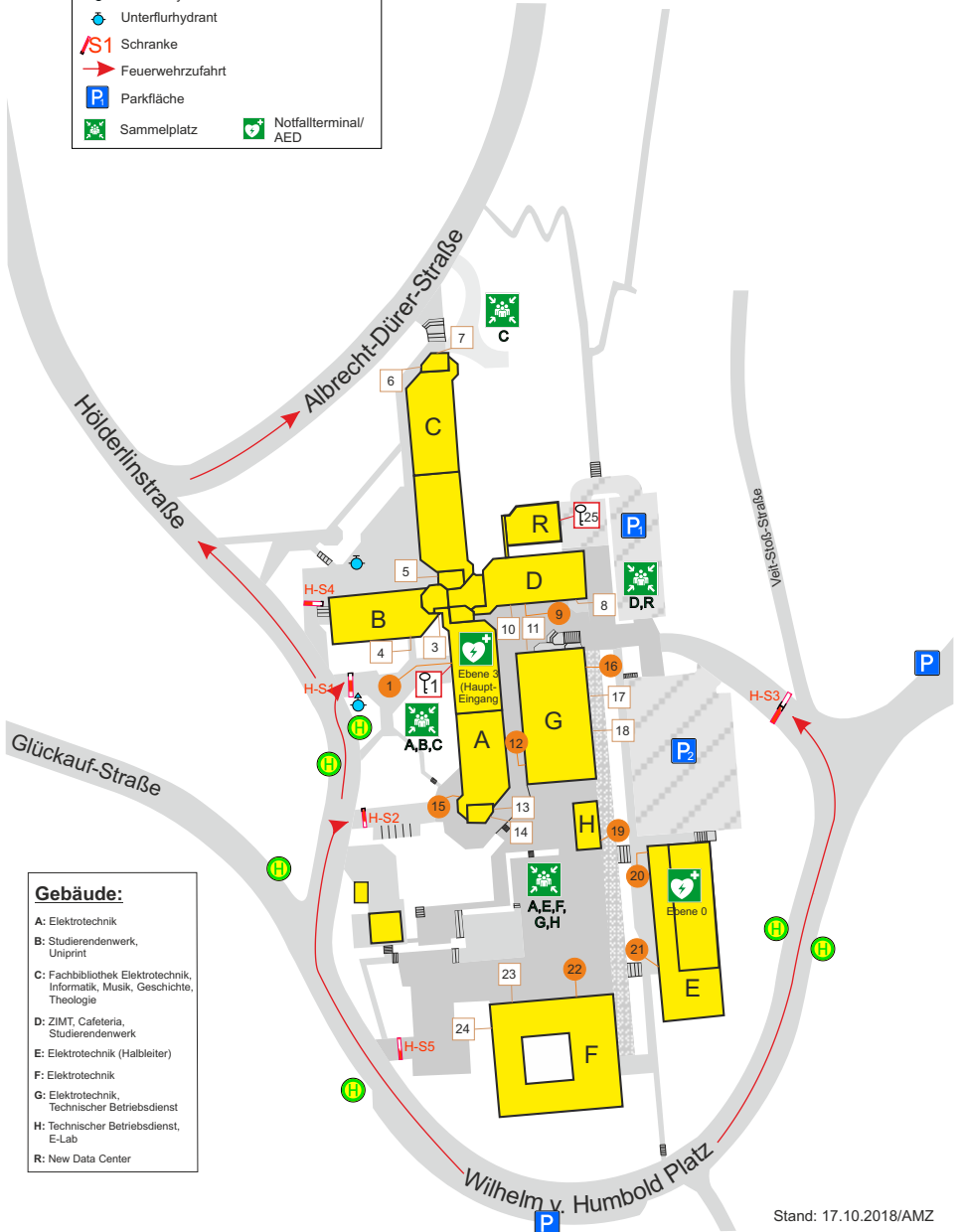
Gebäude:

A: Kunst, Seminarräume	H, K: Fak. II, Seminarräume	P: Dezernat 5
B: Biologie, Musik, Kunst, Geschichte, Soziologie, Seminarräume	IF: Interimsbau Fakultät I	S: Sporthalle
C: Biologie, Kunst, Musik, Erziehungswissenschaft	M: Mensa, Cafeteria, Seminarräume	SK: Gleichstellungsbüro, Biologie, Kunst
D: Hörsäle, Seminarräume, Teilbibliothek AR	L: Mensa-Verwaltung u.a.	SSC: Student-Service-Center
E: Audimax, Sport	NA: Universitätsverwaltung	UB: Hauptbibliothek
F, G: Chemie	NB: Erziehungswissenschaft, Psychologie, Seminarräume	W: Blockheizkraftwerk
HB: Seminarräume, ASA	NC: Sonderfallsammlung, Gaslager	X, Z: ZIMT

Lageplan Campus Hölderlinstraße

Legende

-  Gebäudeeingang mit Schlüsselresor
-  Gebäudeeingang für Rettungsdienst
-  Tür / Fluchttür
-  Überflurhydrant
-  Unterflurhydrant
-  Schranke
-  Feuerwehrzufahrt
-  Parkfläche
-  Sammelplatz
-  Notfallterminal/
AED



Gebäude:

- A: Elektrotechnik
- B: Studierendenwerk, Uniprint
- C: Fachbibliothek Elektrotechnik, Informatik, Musik, Geschichte, Theologie
- D: ZIMT, Cafeteria, Studierendenwerk
- E: Elektrotechnik (Halbleiter)
- F: Elektrotechnik
- G: Elektrotechnik, Technischer Betriebsdienst
- H: Technischer Betriebsdienst, E-Lab
- R: New Data Center

Map 3



Lageplan Campus Paul-Bonatz-Straße/ Wilhelm-von-Humboldt-Platz

Legende











- Gebäudeeingang mit Schlüsselresor
- Gebäudeeingang für Rettungsdienst
- Tür / Fluchttür
- Überflurhydrant
- Unterflurhydrant
- Schranke
- Feuerwehrzufahrt
- Parkfläche
- Sammelplatz
- Notfallterminal / AED

- A Maschinentchnik, Bautechnik, Architektur, Fachbibliothek
- B Architektur, Bautechnik
- C Hörsaalgebäude, Cafeteria
- D Halle Maschinentchnik
- F Bürogebäude
- H Institutgebäude (ZESS)
- I Hörsaalgebäude
- M Wirtschaftsgebäude
- V Personalräte
- W Wasserturm



Lageplan Emmy-Noether-Campus (Walter-Flex-Straße 3)

Legende

-  Gebäudeeingang mit Schlüsselresor
-  Gebäudeeingang (für Rettungsdienst)
-  Tür / Fluchttür
-  Überflurhydrant
-  Unterflurhydrant
-  Feuerwehrzufahrt
-  Parkfläche
- A** Cafeteria, Physik
- B** Physik, Mathematik
- C** Physik
- D** Hörsäle, Fachbibliothek, Physik, Mathematik
- E** Pförtner
-  Haupthahn Gasversorgung
-  Sammelplatz
-  Notfallterminal / AED

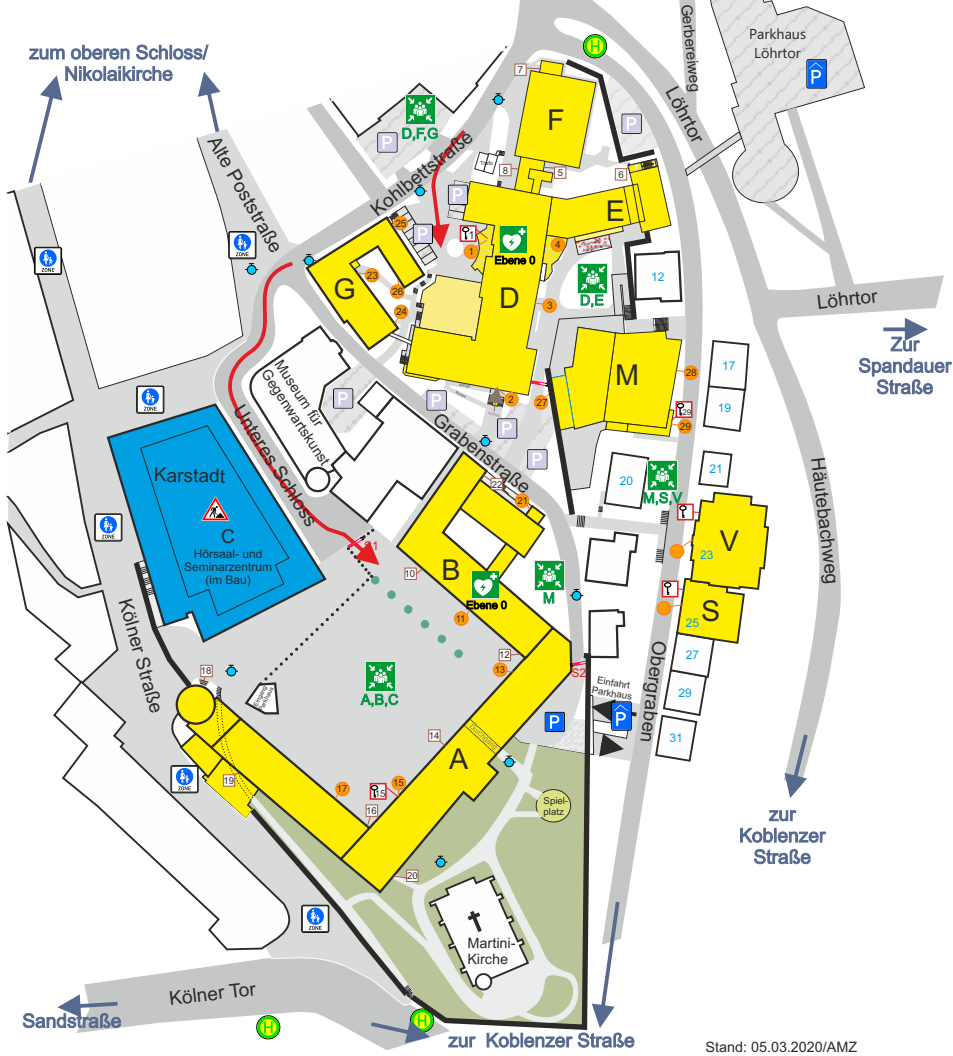


Map 5

Lageplan Campus Unteres Schloss

Legende

	Gebäudeeingang mit Schlüsselresort		Feuerwehrzufahrt
	Gebäudeeingang für Rettungsdienst		öffentliche Parkfläche
	Tür / Fluchttür		nichtöffentliche Parkfläche
	Oberflurhydrant		Sammelplatz
	Unterflurhydrant		Nofallterminal / AED
	Schranke	D-G	Ehemaliges Kreisklinikum/ Fakultät III
A	Unteres Schloss / Fak. III	M	Mensa Obergraben
B	Unteres Schloss / Bibliothek	S	Seminargebäude Sauer
C	Hörsaal- und Seminarzentrum	V	Villa Sauer



Lageplan
Campus Herrengarten
(Herrengarten 3-5)

Legende

-  Gebäudezugang für Rettungsdienst
-  Tür / Fluchtst. (Glas) (G) = Glasstich, (U) = Untergangstür (G) = Sicherheitsglas (Trennwand)
-  Einbahnstraße
-  Unterfuhrraum
-  Parkplatz
-  Sammelplatz
-  No Stroller/and
AED

