

Detailed information about the examinations in the summer term 2020

July 17th 2020

Admission to university buildings

All examinees are admitted to the university buildings by a supervisor **20 minutes before the examination starts**. It is not allowed to enter university buildings before admission or to wait in front of the examination room for entrance.

There is a specific entrance for each examination room, which is described in the following tables. It is also marked on the maps in the appendix. Members of the University's security team are also available on site to answer questions. Please make sure that you wait for admission near the correct entrance. You will not be able to enter the university building once the doors are closed after admittance!

Adolf-Reichwein-Campus (map 1)

Examination room	Entrance (orange circle on the map)	GPS coordinates of the entrance (Google Maps)	Exit
AR-A 1011 AR-A 1012 AR-B 2014/05	No. 19, between building parts A and C, access from bus stop Weidenau/Robert-Schumann-Straße	50.910039, 8.025471	No. 18
AR-D 5102 bis 5105 (bunte Hörsäle)	No. 20, Entrance to building part D via "Affenfelsen", access from the bus stop Weidenau/Robert-Schumann-Straße	50.910437, 8.025676	No. 15
AR-E 8101 (Audimax)	Glass staircase to the right of the building entrance No. 20 (Entrance to building D via "Affenfelsen"), access from the bus stop Weidenau/Robert-Schumann-Straße	50.910596, 8.025724	Same as entrance
AR-E 9202 (Gym)	No. 10, right in front of the stairs to the entrance to the gym, access from the bus stop Uni (AR) Adolf-Reichwein-Straße/ Parking garage/graveled parking lot	50.911200, 8.025329	Same as entrance
AR-F 002	No. 5, Access via the corridor between the construction site and building part G, access from the bus stop Uni (AR) Adolf-Reichwein-Straße/ Parking garage/graveled parking lot	50.911077, 8.026941	No. 4

AR-HB 021 AR-HB 030	No. 46, main entrance of Haardter-Berg-School, access from the bus stop Uni (AR) Adolf-Reichwein-Straße/ Parking garage/graveled parking lot	50.912011, 8.024299	Same as entrance
AR-IM (Mensa)	No. 95, main entrance of the Mensa (dining hall)	50.911560, 8.024881	No. 94
AR-NB 103	No. 39, entrance to the NB-building, access from the bus stop Uni (AR) Adolf-Reichwein-Straße/ Parking garage/graveled parking lot	50.912030, 8.026257	No. 42

Hölderlin-Campus (map 2)

Examination room	Entrance (orange circle on the map)	GPS coordinates of the entrance (Google Maps)	Exit
H-A 3102 H-C 3305 H-C 3310 H-D 2202 (PC-Pool)	No. 1, main entrance, access from Hölderlinstraße	50.906096, 8.028252	No. 10
H-F 014/015	No. 22, main entrance, access from Hölderlinstraße	50.905297, 8.029214	No. 23

Paul-Bonatz-Campus (map 3)

Examination room	Entrance (orange circle on the map)	GPS coordinates of the entrance (Google Maps)	Exit
PB-A 102 PB-A 104 PB-A 117/1 PB-A 401 PB-A 406	No. 9, main entrance to building part A	50.902826, 8.030486	No. 11
PB-C 101	No. 7, main entrance to building part C	50.903193, 8.030116	No. 10

Emmy-Noether-Campus (map 4)

Examination room	Entrance (orange circle on the map)	GPS coordinates of the entrance (Google Maps)	Exit
ENC-D 114 ENC-D 201 ENC-D 308	No. 8, main entrance	50.874013, 8.004881	Same as entrance

Campus Unteres Schloss (map 5)

Examination room	Entrance (orange circle on the map)	GPS coordinates of the entrance (Google Maps)	Exit
US-F 304	No. 1, main entrance to building part D	50.873286, 8.023260	No. 7

Campus Herrengarten (map 6)

Examination room	Entrance (orange circle on the map)	GPS coordinates of the entrance (Google Maps)	Exit
AH-B 002	No. 10, main entrance to building B	50.875803, 8.019876	Same as entrance

Please remember to be prepared to wait outside in bad weather. And even if it is difficult: it is strictly prohibited to gather in crowds. Please keep your distance while waiting and wear your mouth-and-nose-covering.

Wearing a mouth-and-nose covering is obligatory (exception: medical reasons, in this case please show the corresponding medical certificate); if you do not wear it, you will not be allowed into the building or you may be excluded from the exam. If you have respiratory symptoms, e.g. cough, or fever, please do not enter the premises of the University of Siegen (exception: a cold clarified by a doctor).

Getting to the examination room

Please also keep your distance on the way to the examination room and wear your mouth-and-nose-covering. In some buildings, footpaths and one-way street regulations are marked as well as designated entrances and exits; the respective regulations must be observed.

Inside the examination room: preparation

Seats that may be taken are marked with a sticker; all other seats must not be occupied. Please take the seat that is assigned to you. For the next step you will need your smartphone, your student ID and a photo ID (identity card, passport etc.). You will continue to wear the mouth-and-nose-covering.

Before the beginning of the examination, the supervisors will go through the rows to first check whether you are registered for the examination (student ID and photo ID), and secondly to create a digital attendance list in the case that a chain of infections would need to be traced afterwards. The attendance list is created by scanning a QR code the supervisors will present to you and by entering your data in the registration form. Scanning works using a QR code app, but on many smartphone models it is also possible to simply point the camera at the QR code and then open the browser. If the QR code does not work, open the URL of the registration mask (<https://corona.zoebis.de/>) and enter the identification number of your examination, which will be provided by the supervisors alternatively. If technical problems should occur, printed out lists are available for you to sign.

Afterwards, please turn off your smartphone, put it in your bag and place it at your feet together with your jacket etc. so that you cannot reach it during the examination (do not place items at the edge/wall to avoid unnecessary walks). Only writing tools, food and drinks as well as any approved aids are allowed on the table.

Please remember that keeping a smartphone close to you (in trouser pockets or somewhere similar) may be considered as an attempt to cheat!

If there are further, specific rules for your examination (e.g. regarding the distribution of the examination sheets, questions about the examination, toilet visits, etc.), these rules will be announced by the supervisory staff or announced in advance.

During the examination

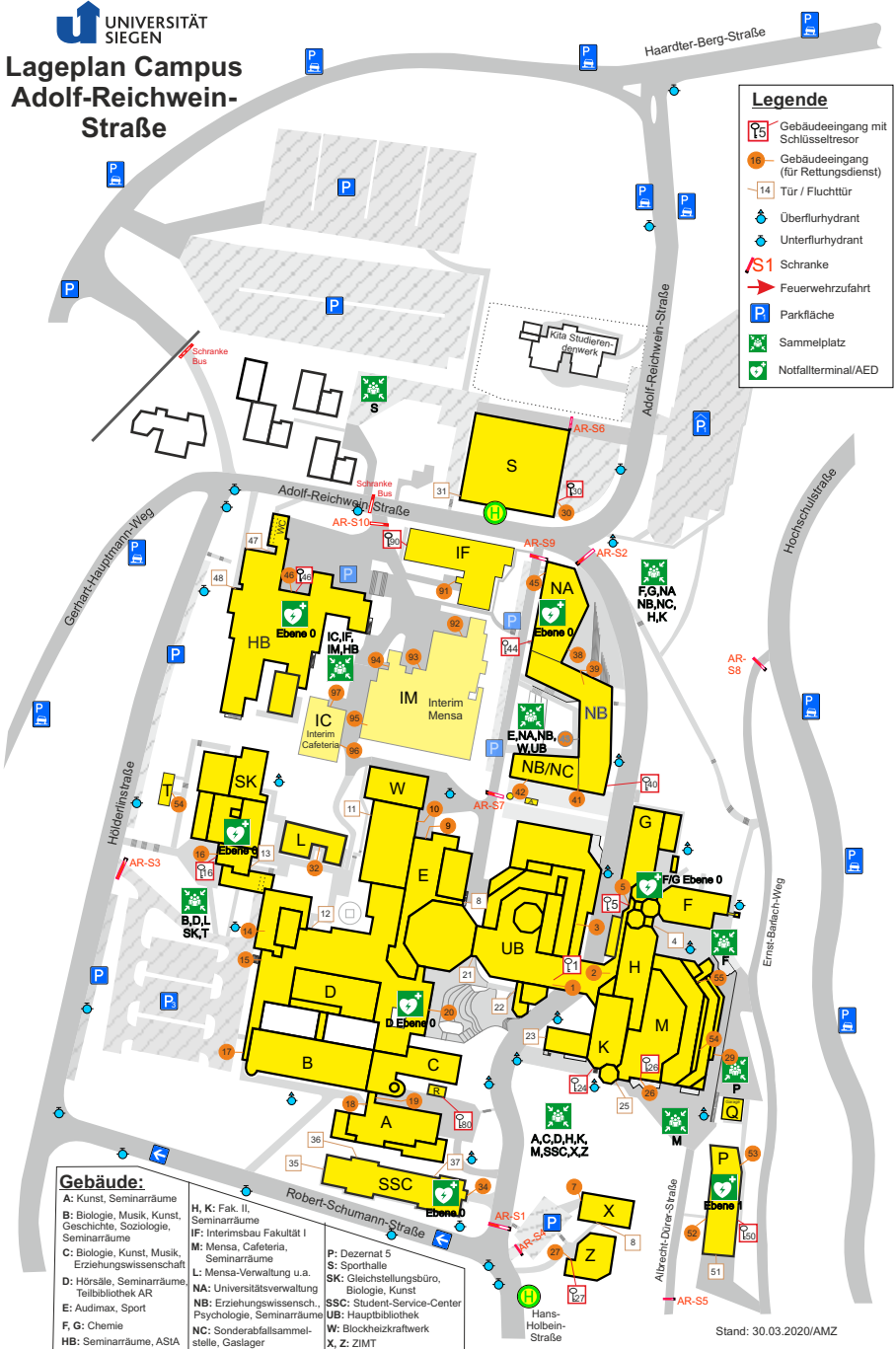
You can take off your mouth-and-nose-covering during the examination. If you have finished the examination before the scheduled end, please stay in your place; leaving the examination room early is not allowed.

After the examination

Please put your mouth-and-nose covering back on and remain seated while the examinations are being collected. When this is completed, please leave the room one after another while keeping a distance from each other.

Please leave the university building in the direction of the exit as indicated for your examination room (follow the signs or instructions of the supervisory staff). And again, please refrain from standing together in groups, even if you would like to discuss the examination. The University is legally obliged to ensure that examinations do not lead to crowds or gathering of people that constitute a risk of infection - we are relying on your sense of responsibility.

Lageplan Campus Adolf-Reichwein- Straße



Legende











- Gebäudeeingang mit Schlüsselresor
- Gebäudeeingang (für Rettungsdienst)
- Tür / Fluchttür
- Überflurhydrant
- Unterflurhydrant
- Schranke
- Feuerwehrzufahrt
- Parkfläche
- Sammelplatz
- Notfallterminal/AED

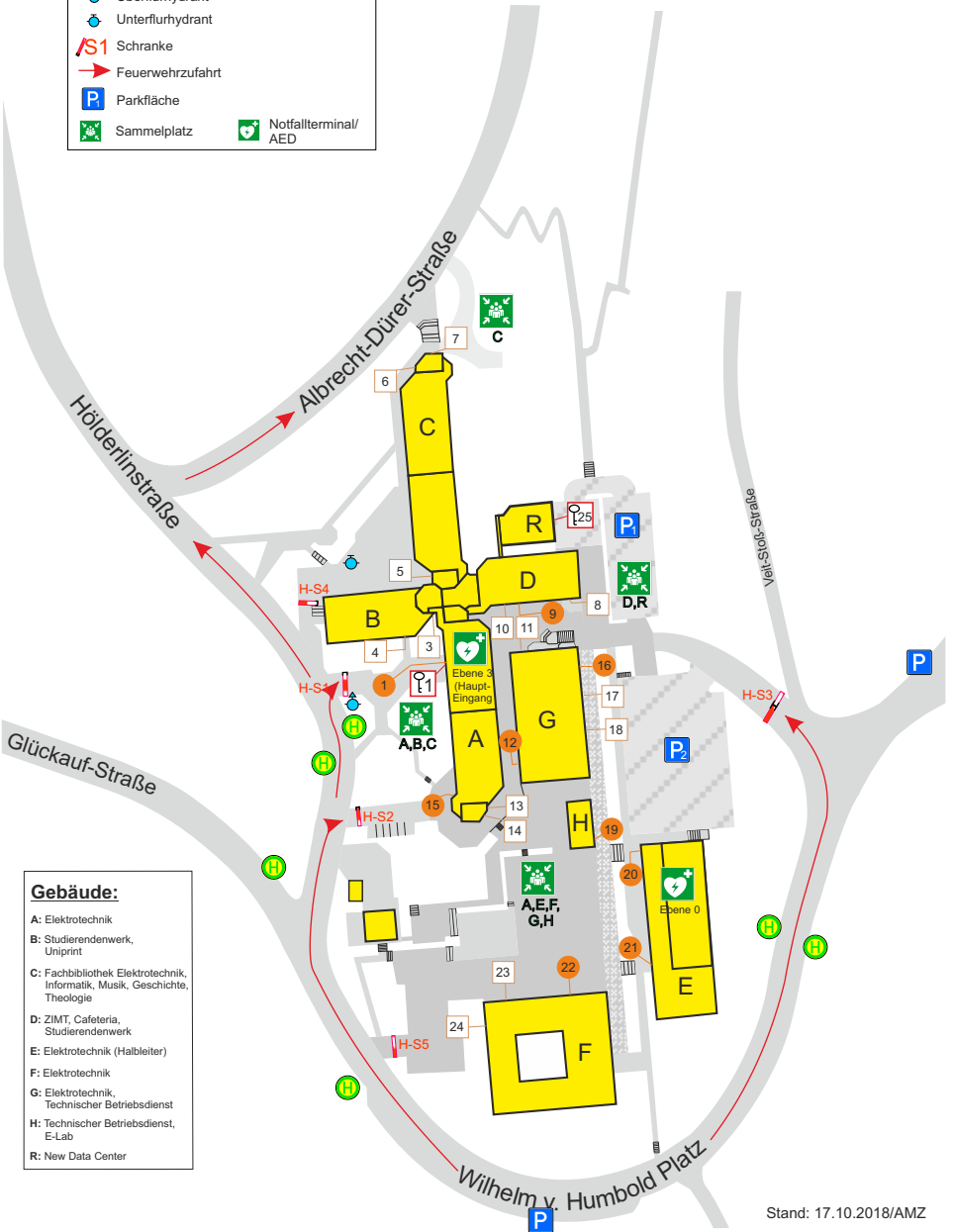
Gebäude:

- | | | |
|--|--|--|
| <p>A: Kunst, Seminarräume
B: Biologie, Musik, Kunst, Geschichte, Soziologie, Seminarräume
C: Biologie, Kunst, Musik, Erziehungswissenschaft
D: Hörsäle, Seminarräume, Teilbibliothek AR
E: Audimax, Sport
F, G: Chemie
HB: Seminarräume, ASA</p> | <p>H, K: Fak. II, Seminarräume
IF: Interimsbau Fakultät I
M: Mensa, Cafeteria, Seminarräume
L: Mensa-Verwaltung u.a.
NA: Universitätsverwaltung
NB: Erziehungswissenschaft, Psychologie, Seminarräume
NC: Sonderfallsammlung, Gaslager</p> | <p>P: Dezernat 5
S: Sporthalle
SK: Gleichstellungsbüro, Biologie, Kunst
SSC: Student-Service-Center
UB: Hauptbibliothek
W: Blockheizkraftwerk
X, Z: ZIMT</p> |
|--|--|--|

Lageplan Campus Hölderlinstraße

Legende

-  Gebäudeeingang mit Schlüsselresor
-  Gebäudeeingang für Rettungsdienst
-  Tür / Fluchttür
-  Überflurhydrant
-  Unterflurhydrant
-  Schranke
-  Feuerwehrzufahrt
-  Parkfläche
-  Sammelplatz
-  Notfallterminal/
AED



- ### Gebäude:
- A: Elektrotechnik
 - B: Studierendenwerk, Uniprint
 - C: Fachbibliothek Elektrotechnik, Informatik, Musik, Geschichte, Theologie
 - D: ZIMT, Cafeteria, Studierendenwerk
 - E: Elektrotechnik (Halbleiter)
 - F: Elektrotechnik
 - G: Elektrotechnik, Technischer Betriebsdienst
 - H: Technischer Betriebsdienst, E-Lab
 - R: New Data Center

Map 3



Lageplan Campus Paul-Bonatz-Straße/ Wilhelm-von-Humboldt-Platz

Legende











- Gebäudeeingang mit Schlüsselresor
- Gebäudeeingang für Rettungsdienst
- Tür / Fluchttür
- Überflurhydrant
- Unterflurhydrant
- Schranke
- Feuerwehrzufahrt
- Parkfläche
- Sammelplatz
- Notfallterminal / AED

- A Maschinentchnik, Bautechnik, Architektur, Fachbibliothek
- B Architektur, Bautechnik
- C Hörsaalgebäude, Cafeteria
- D Halle Maschinentchnik
- F Bürogebäude
- H Institutgebäude (ZESS)
- I Hörsaalgebäude
- M Wirtschaftsgebäude
- V Personalräume
- W Wasserturm



Lageplan Emmy-Noether-Campus (Walter-Flex-Straße 3)

Legende

-  Gebäudeeingang mit Schlüsselresor
-  Gebäudeeingang (für Rettungsdienst)
-  Tür / Fluchttür
-  Überflurhydrant
-  Unterflurhydrant
-  Feuerwehrzufahrt
-  Parkfläche
- A** Cafeteria, Physik
- B** Physik, Mathematik
- C** Physik
- D** Hörsäle, Fachbibliothek, Physik, Mathematik
- E** Pförtner
-  Haupthahn Gasversorgung
-  Sammelplatz
-  Notfallterminal / AED

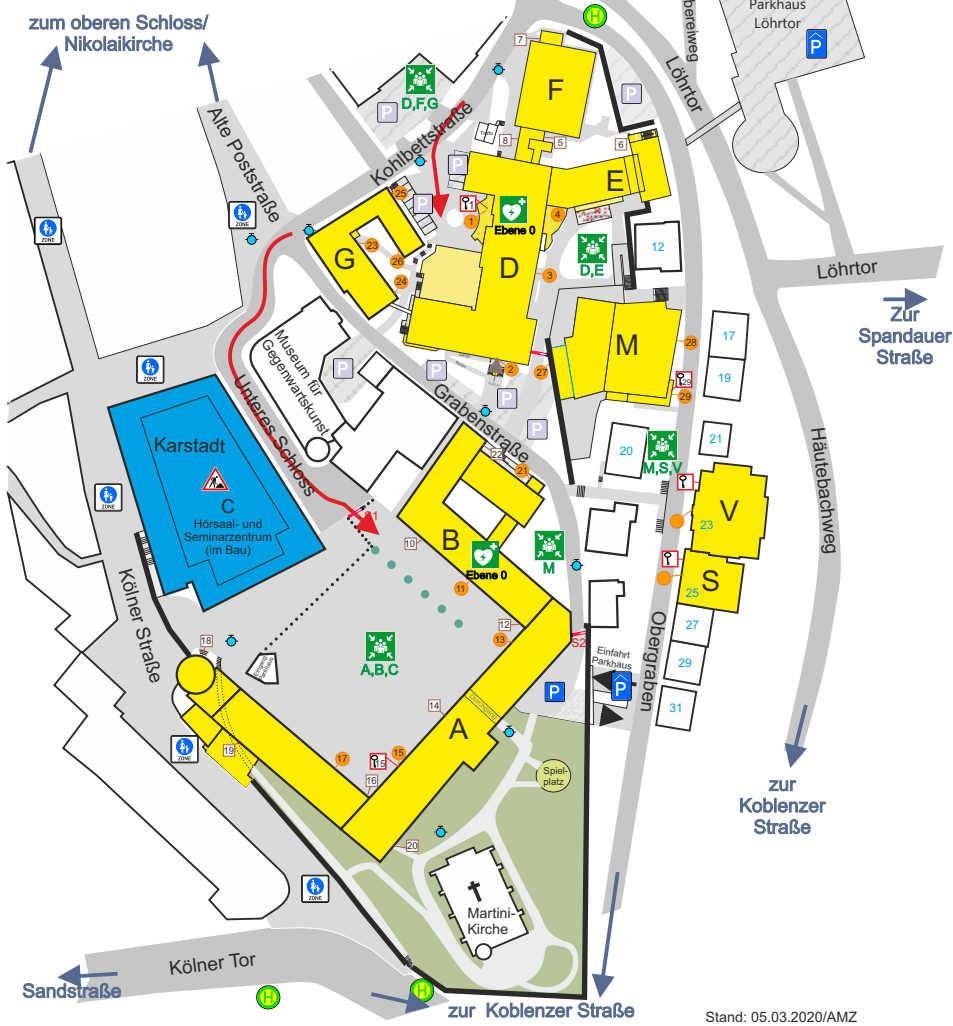


Map 5

Lageplan Campus Unteres Schloss

Legende

	Gebäudeeingang mit Schlüsseltesor		Feuerwehrzufahrt
	Gebäudeeingang für Rettungsdienst		öffentliche Parkfläche
	Tür / Fluchttür		nichtöffentliche Parkfläche
	Oberflurhydrant		Sammelplatz
	Unterflurhydrant		Nofallterminal / AED
	Schranke	D-G	Ehemaliges Kreisklinikum / Fakultät III
A	Unteres Schloss / Fak. III	M	Mensa Obergraben
B	Unteres Schloss / Bibliothek	S	Seminargebäude Sauer
C	Hörsaal- und Seminarzentrum	V	Villa Sauer



Lageplan Campus Herrengarten (Herrengarten 3-5)

Legende	
	Gebäudezugang für Rettungsdienst
	Tür / Fluchtstür (Blauer Stb = Stbgehörig, (Gr) = Untergeordnet (G) = Stbhergehörige Treppentür)
	Einbahnstraße
	Unterfuhrraum
	Parkplatz
	Sammelplatz
	No Right Turn AED

